














## **FTC2000 FARM TANK**

ON-FARM DIESEL & PETROL  
STORAGE

The **Fuelchief Farm Tanks** are built here in New Zealand to withstand the harsh conditions found on Kiwi Farms. Compliant to AS1940, AS1692 and Worksafe Standards, Fuelchief steel single-skin Farm Tanks are the storage solution for Diesel and Petrol on your farm.

### **SPECIFICATIONS**

-  Suitable for storage of Petrol and Diesel
-  Capacity: 2,000L
-  Dimensions (mm): 1,225W x 1,356H x 1,906D
-  Made in NZ to withstand local conditions
-  Compliant to AS1940, AS1692 & Worksafe Standards
-  Marine Grade Paint to ensure long working life
-  Secure lockable 3" fill point with integrated dipstick
-  Spare 2" socket for tank gauging
-  Low point drain for easy maintenance
-  Lifting points for safe & simple transport or re-location
-  Pump option includes GPI Rotary Hand pump kit

**FTC2000-OG**

Fuelchief 2000 litre On Ground tank including Vent, Lockable 3" Filler Cap & Dipstick

**FTC2000-OGHP**

Fuelchief 2000 litre On Ground tank including Vent, Lockable 3" Filler Cap & Dipstick with GPI Rotary Hand Pump, Filter, 4 Metre Hose & Nozzle

Your Local Dealer

**AUSTRALIA : 1300 899 038**  
**NEW ZEALAND : (03) 384 2380**

**WWW.FUELCHIEFTANKS.COM**