














## **FTC1000 FARM TANK** ON-FARM DIESEL & PETROL STORAGE

The **Fuelchief Farm Tanks** are built here in New Zealand to withstand the harsh conditions found on Kiwi Farms. Compliant to AS1940, AS1692 and Worksafe Standards, Fuelchief single-skin steel Farm Tanks are the storage solution for Diesel and petrol on your farm.

### **SPECIFICATIONS**

-  Suitable for storage of Petrol or Diesel
-  Capacity: 1,000L
-  Dimensions (mm): 1,225W x 1,356H x 1,013D
-  Made in NZ to withstand local conditions
-  Compliant to AS1940, AS1692 & Worksafe Standards
-  Marine Grade Paint to ensure long working life
-  Secure lockable 3" fill point with integrated dipstick
-  Spare 2" socket for tank gauging
-  Low point drain for easy maintenance
-  Lifting points for safe & simple transport or re-location
-  Pump Options include Manual, Honda Motor, 12V & 230V Electric

#### **FTC1000-OGHP**

Fuelchief 1000 litre On Ground tank including Vent, Lockable 3" Filler Cap & Dipstick with GPI Rotary Hand Pump, Filter, 2.5 Metre Hose & Nozzle

#### **FTC1000-OGC56**

Fuelchief 1000 litre On Ground tank including Vent, Lockable 3" Filler Cap & Dipstick with Piusi Cube 56 (12v or 230v) with Filter, 4 Metre Hose & Auto Nozzle

#### **FTC1000-OGC5612VS**

Fuelchief 1000 litre On Ground tank including Vent, Lockable 3" Filler Cap & Dipstick with Piusi Cube 56 (12v), Filter, 4 Metre Hose, Auto Nozzle & Solar Kit (20W Panel & Deep Cycle Battery)