











## **FC Trailer Tank 1900** FOR DIESEL REFUELLING ANYWHERE

The Fuelchief Trailer Tank 1900 is a single-skin 1,900L diesel storage tank built to transport fuel on public roads and highways, as well as refuelling to construction sites.

The tank's lockable pump bay positioned at the rear of the tank provides secure and easy access for fuelling.

### **SPECIFICATIONS**

-  Tank type: Trailer tank for the transport of diesel
-  Capacity: 1,900L
-  Dimensions (mm): 3735 (L) x 1959 (W) x 1602 (H)
-  Stores diesel fuel only
-  Low profile design for better stability
-  Galvanised Tandem trailer with Hydraulic brakes
-  Lockable pump box positioned at rear of tank
-  Compliant with Worksafe NZ Approved Code of Practice for Flammable Liquid Road Tow Tank Wagon

#### **FCRTT1900H6M**

Fuelchief 1900L Diesel Trailer Tank with Honda 2" Pump Kit, Filter, Mechanical Flow meter, 6m Hose & Auto Nozzle

#### **FCRTT1900H10HR**

Fuelchief 1900L Diesel Trailer Tank with Honda 2" Pump Kit, Filter, Mechanical Flow meter, 10m Hose Reel & Auto Nozzle

Your Local Dealer

**AUSTRALIA : 1300 899 038**  
**NEW ZEALAND : (03) 384 2380**

**WWW.FUELCHIEFTANKS.COM**