









SC10CAB
SAFE TRANSPORT OF FUEL

Fuelchief's SC range of double skinned transportable diesel tanks are designed to meet the most stringent of environmental standards and to operate in the most severe conditions.

These self-bunded transportable cubes are used where tanks & fuel will be subject to frequent relocation and where increased lifetime is of importance.

SPECIFICATIONS

-  Tank type: Transportable diesel tank
-  Capacity: 970L Safe Fill Level
-  Dimensions (mm): 1,604(L) x 1,077(W) x 1,304(H)
-  Weight (unladen): 690kg
-  110% bunded
-  Secure lockable access hatch
-  Can be transported when full
-  UN31A Approved

SC10CABP6M12V	Fuelchief Supercube 1000 Bare Diesel Tank (970 SFL) with Cabinet, 1" 12V Bi Pump Kit, Filter, Mechanical Meter, 6m Hose & Nozzle
SC10CABH6M	Fuelchief Supercube 1000 Bare Diesel Tank (970 SFL) with Cabinet, Honda 2" Pump Kit, Filter, Mechanical Meter, 6m Hose & Nozzle
SC10CABH10M	Fuelchief Supercube 1000 Bare Diesel Tank (970 SFL) with Cabinet, Honda 2" Pump Kit, Filter, Mechanical Meter, 10m Hose Reel & Nozzle



Your Local Dealer