











FC Trailer Tank 1500 FOR DIESEL REFUELLING ANYWHERE

The Fuelchief Trailer Tank 1500 is a single-skin 1,500L diesel storage tank built to transport fuel on public roads and highways, as well as refuelling to construction sites.

The tank's lockable pump bay positioned at the rear of the tank provides secure and easy access for fuelling.

SPECIFICATIONS

-  Tank type: Trailer tank for the transport of diesel
-  Capacity: 1,500L
-  Dimensions (mm): 3735 (L) x 1957 (W) x 1452 (H)
-  Stores diesel fuel only
-  Low profile design for better stability
-  Galvanised Tandem trailer with Hydraulic brakes
-  Lockable pump box positioned at rear of tank
-  Compliant with Worksafe NZ Approved Code of Practice for Flammable Liquid Road Tow Tank Wagon

FCRTT1500H6M

Fuelchief 1500L Diesel Trailer Tank with Honda 2" Pump Kit, Filter, Mechanical Flow meter, 6m Hose & Auto Nozzle

FCRTT1500H10HR

Fuelchief 1500L Diesel Trailer Tank with Honda 2" Pump Kit, Filter, Mechanical Flow meter, 10m Hose Reel & Auto Nozzle