







# Specification Sheet

Description **Fuelchief Trailer Tank** Part No **FCTT1900 | FCTT1900H6M | FCTT1900H10HR**



The Fuelchief Trailer Tank FCTT1900 is a single-skin 1,900L diesel storage tank built to transport fuel on public roads and highways, as well as refuelling to construction sites. The tank's lockable pump bay positioned at the rear of the tank provides secure and easy access for fuelling.

-  **Trailer:** Tank sits on sturdy tandem axle trailer
-  **Lockable Pump Bay:** Lockable pump bay positioned at the rear of the tank
-  **Mobility:** Fuelchief Trailer Tank is designed to be towed to any site enabling easy refueling
-  **Diesel Storage:** Stores diesel (Class 3.1D) only
-  **Compliance:** Compliant with Worksafe NZ Approved Code of Practice for Flammable Liquid Road Tow Tank Wagon
-  **Low Profile Design:** For better stability under load plus fill point accessible while standing on the ground



## Specifications (tank only)

Standard Tank Fittings: 2" Fill Cap: 1" Pump Feed: Vacuum Vent with Back Pressure Relief and Roll-Over Valve			
Capacity litres fuel (brimful)	1911	Capacity gallons (brimful)	504
Capacity litres fuel (safe fill)	1816	Cabinet dimensions opening size (mm)	
Dimensions (l x w x h) mm	2350 x 1356 x 799	Weight Laden (kg):	2147
Design approvals	TAN20080	Weight Unladen (kg):	493
Models through Fuelchief	<b>FCTT1900H6M</b> – Comes with Honda 2" Pump Kit, Filter, Mechanical Flow Meter, 6m Hose & Nozzle <b>FCTT1900H10HR</b> – Comes with Honda 2" Pump Kit, Filter, Mechanical Flow Meter, 10m Hose Reel & Nozzle		

