




## BASIC PLUS PACKAGE




The Basic Plus package is for the client who wants extra flow when pumping fuel. This package features your choice of tank below, the Piusi Italian pump system (pictured left) with an impressive flow rate of 100LPM, a Donaldson filter (pictured centre) and a mechanical display for easy recording of fuel pumped. This is a great economical choice for customers and at a price point that is of an advantage. Below is a list of the Basic Plus Slimline Series packages:



DC25 Slimline Tank (AUS & NZ)

Part Number	What it includes
<b>DC25BAP6M</b>	Fuelchief DC25 Basic Plus Package – Piusi E120 100LPM high flow pump kit, Donaldson filter, 6m hose and auto shut-off nozzle
<b>DC25BAP10H</b>	Fuelchief DC25 Basic Plus Package – Piusi E120 100LPM high flow pump kit, Donaldson filter, 10m hose reel and auto shut-off nozzle
<b>DC25BAP15H</b>	Fuelchief DC25 Basic Plus Package – Piusi E120 100LPM high flow pump kit, Donaldson filter, 15m hose reel and auto shut-off nozzle



DC50 Slimline Tank (AUS & NZ)


Part Number	What it includes
<b>DC50BAP6M</b>	Fuelchief DC50 Basic Plus Package – Piusi E120 100LPM high flow pump kit, Donaldson filter, 6m hose and auto shut-off nozzle
<b>DC50BAP10H</b>	Fuelchief DC50 Basic Plus Package – Piusi E120 100LPM high flow pump kit, Donaldson filter, 10m hose reel and auto shut-off nozzle
<b>DC50BAP15H</b>	Fuelchief DC50 Basic Plus Package – Piusi E120 100LPM high flow pump kit, Donaldson filter, 15m hose reel and auto shut-off nozzle
<b>DC50BAPHT</b>	Fuelchief DC50 Basic Plus Package – Piusi E120 100LPM high flow pump kit, Donaldson filter, 3m hose tower, 7m hose and auto shut-off nozzle






DCD100 Slimline Tank (AUS & NZ)  
DC100 Slimline Tank (AUS & NZ)

Part Number	What it includes
<b>DCD100BAP6M/ DC100BAP6M</b>	Fuelchief DC(D)100 Basic Plus Package – Piusi E120 100LPM high flow pump kit, Donaldson filter, 6m hose and auto shut-off nozzle
<b>DCD100BAP10H/ DC100BAP10H</b>	Fuelchief DC(D)100 Basic Plus Package – Piusi E120 100LPM high flow pump kit, Donaldson filter, 10m hose reel and auto shut-off nozzle
<b>DCD100BAP15H/ DC100BAP15H</b>	Fuelchief DC(D)100 Basic Plus Package – Piusi E120 100LPM high flow pump kit, Donaldson filter, 15m hose reel and auto shut-off nozzle
<b>DCD100BAPHT/ DC100BAPHT</b>	Fuelchief DC(D)100 Basic Plus Package – Piusi E120 100LPM high flow pump kit, Donaldson filter, 3m hose tower, 7m hose and auto shut-off nozzle



DCD150 Slimline Tank (NZ)  
DC150 Slimline Tank (AUS)

Part Number	What it includes
<b>DCD150BAP6M / DC150BAP6M</b>	Fuelchief DC(D)150 Basic Plus Package – Piusi E120 100LPM high flow pump kit, Donaldson filter, 6m hose and auto shut-off nozzle
<b>DCD150BAP10H/ DC150BAP10H</b>	Fuelchief DC(D)150 Basic Plus Package – Piusi E120 100LPM high flow pump kit, Donaldson filter, 10m hose reel and auto shut-off nozzle
<b>DCD150BAP15H/ DC150BAP15H</b>	Fuelchief DC(D)150 Basic Plus Package – Piusi E120 100LPM high flow pump kit, Donaldson filter, 15m hose reel and auto shut-off nozzle
<b>DCD150BAPHT/ DC150BAPHT</b>	Fuelchief DC(D)150 Basic Plus Package – Piusi E120 100LPM high flow pump kit, Donaldson filter, 3m hose tower, 7m hose and auto shut-off nozzle



DCD200 Slimline Tank (NZ)  
DC200 Slimline Tank (AUS)


Part Number	What it includes
<b>DCD200BAP6M/ DC200BAP6M</b>	Fuelchief DC(D)200 Basic Plus Package – Piusi E120 100LPM high flow pump kit, Donaldson filter, 6m hose and auto shut-off nozzle
<b>DCD200BAP10H/ DC200BAP10H</b>	Fuelchief DC(D)200 Basic Plus Package – Piusi E120 100LPM high flow pump kit, Donaldson filter, 10m hose reel and auto shut-off nozzle
<b>DCD200BAP15H/ DC200BAP15H</b>	Fuelchief DC(D)200 Basic Plus Package – Piusi E120 100LPM high flow pump kit, Donaldson filter, 15m hose reel and auto shut-off nozzle
<b>DCD200BAPHT/ DC200BAPHT</b>	Fuelchief DC(D)200 Basic Plus Package – Piusi E120 100LPM high flow pump kit, Donaldson filter, 3m hose tower, 7m hose and auto shut-off nozzle



DC370 Slimline Tank (AUS)

Part Number	What it includes
<b>DC370BAP6M</b>	Fuelchief DC370 Basic Plus Package – Piusi E120 100LPM high flow pump kit, Donaldson filter, 6m hose and auto shut-off nozzle
<b>DC370BAP10H</b>	Fuelchief DC370 Basic Plus Package – Piusi E120 100LPM high flow pump kit, Donaldson filter, 10m hose reel and auto shut-off nozzle
<b>DC370BAP15H</b>	Fuelchief DC370 Basic Plus Package – Piusi E120 100LPM high flow pump kit, Donaldson filter, 15m hose reel and auto shut-off nozzle
<b>DC370BAPHT</b>	Fuelchief DCD370 Basic Plus Package – Piusi E120 100LPM high flow pump kit, Donaldson filter, 3m hose tower, 7m hose and auto shut-off nozzle





DCD450 Slimline Tank (NZ)  
DC450 Slimline Tank (AUS)

Part Number	What it includes
<b>DCD450BAP6M/ DC450BAP6M</b>	Fuelchief DC(D)450 Basic Plus Package – Piusi E120 100LPM high flow pump kit, Donaldson filter, 6m hose and auto shut-off nozzle
<b>DCD450BAP10H/ DC450BAP10H</b>	Fuelchief DC(D)450 Basic Plus Package – Piusi E120 100LPM high flow pump kit, Donaldson filter, 10m hose reel and auto shut-off nozzle
<b>DCD450BAP15H/ DC450BAP15H</b>	Fuelchief DC(D)450 Basic Plus Package – Piusi E120 100LPM high flow pump kit, Donaldson filter, 15m hose reel and auto shut-off nozzle
<b>DCD450BAPHT/ DC450BAPHT</b>	Fuelchief DC(D)450 Basic Plus Package – Piusi E120 100LPM high flow pump kit, Donaldson filter, 3m hose tower, 7m hose and auto shut-off nozzle

