


## FUELCHIEF DC SLIMLINE SERIES PACKAGE OPTIONS



### BASIC PACKAGE

The Basic package is for the client who *'just wants to pump fuel'*. With nothing complicated about it, this package features a proven 230v Italian pump system with a mechanical display for easy recording of fuel pumped. This ready-to-use package is a great economical choice and at a price that comes in well under budget! – Below is a list of the DC Slimline Series Basic package models:



DC25 Slimline Tank (AUS & NZ)

Part Number	What it includes
DC25BAS4M	Fuelchief DC25 Basic Package - Piusi Cube 70 Bowser, Donaldson filter, 4m hose and auto shut-off nozzle
DC25BAS10H	Fuelchief DC25 Basic Package – Piusi Cube 70 Bowser, Donaldson filter, mechanical flow meter, 10m hose reel and auto shut-off nozzle
DC25BAS15H	Fuelchief DC25 Basic Package – Piusi Cube 70 Bowser, Donaldson filter, mechanical flow meter, 15m hose reel and auto shut-off nozzle



DC50 Slimline Tank (AUS & NZ)

Part Number	What it includes
DC50BAS4M	Fuelchief DC50 Basic Package – Piusi Cube 70 Bowser, flow meter, 4m hose and auto shut-off nozzle
DC50BAS10H	Fuelchief DC50 Basic Package – Piusi Cube 70 Bowser, flow meter, 10m hose reel and auto shut-off nozzle
DC50BAS15H	Fuelchief DC50 Basic Package – Piusi Cube 70 Bowser, flow meter, 15m hose reel and auto shut-off nozzle
DC50BASHT	Fuelchief DC50 Basic Package – Piusi Cube 70 Bowser, flow meter, 3m hose tower, 7m hose and auto shut-off nozzle



DCD100 Slimline Tank (AUS & NZ)

DC100 Slimline Tank (AUS & NZ)


Part Number	What it includes
DCD100BAS4M/ DC100BAS4M	Fuelchief DC(D)100 Basic Package – Piusi Cube 70 Bowser, Donaldson filter, 4m hose and auto shut-off nozzle
DCD100BAS10H/ DC100BAS10H	Fuelchief DC(D)100 Basic Package – Piusi Cube 70 Bowser, flow meter, 10m hose reel and auto shut-off nozzle
DCD100BAS15H/ DC100BAS15H	Fuelchief DC(D)100 Basic Package – Piusi Cube 70 Bowser, flow meter, 15m hose reel and auto shut-off nozzle
DCD100BASHT/ DC100BASHT	Fuelchief DC(D)100 Basic Package – Piusi Cube 70 Bowser, flow meter, 3m hose tower, 7m hose and auto shut-off nozzle






## BASIC PLUS PACKAGE

The Basic Plus package is for the client who wants extra flow when pumping fuel. This package features the Piusi Italian pump system with an impressive flow rate of 100LPM and a mechanical display for easy recording of fuel pumped. This is a great economical choice for customers and at a price point that is of an advantage. Below is a list of the Basic Plus Slimline Series packages:



DC25 Slimline Tank (AUS & NZ)

Part Number	What it includes
<b>DC25BAP6M</b>	Fuelchief DC25 Basic Plus Package – Piusi E120 100LPM high flow pump kit, Donaldson filter, 6m hose and auto shut-off nozzle
<b>DC25BAP10H</b>	Fuelchief DC25 Basic Plus Package – Piusi E120 100LPM high flow pump kit, Donaldson filter, 10m hose reel and auto shut-off nozzle
<b>DC25BAP15H</b>	Fuelchief DC25 Basic Plus Package – Piusi E120 100LPM high flow pump kit, Donaldson filter, 15m hose reel and auto shut-off nozzle



DC50 Slimline Tank (AUS & NZ)

Part Number	What it includes
<b>DC50BAP6M</b>	Fuelchief DC50 Basic Plus Package – Piusi E120 100LPM high flow pump kit, Donaldson filter, 6m hose and auto shut-off nozzle
<b>DC50BAP10H</b>	Fuelchief DC50 Basic Plus Package – Piusi E120 100LPM high flow pump kit, Donaldson filter, 10m hose reel and auto shut-off nozzle
<b>DC50BAP15H</b>	Fuelchief DC50 Basic Plus Package – Piusi E120 100LPM high flow pump kit, Donaldson filter, 15m hose reel and auto shut-off nozzle
<b>DC50BAPHT</b>	Fuelchief DC50 Basic Plus Package – Piusi E120 100LPM high flow pump kit, Donaldson filter, 3m hose tower, 7m hose and auto shut-off nozzle



DCD100 Slimline Tank (AUS & NZ)  
DC100 Slimline Tank (AUS & NZ)


Part Number	What it includes
<b>DCD100BAP6M/ DC100BAP6M</b>	Fuelchief DC(D)100 Basic Plus Package – Piusi E120 100LPM high flow pump kit, Donaldson filter, 6m hose and auto shut-off nozzle
<b>DCD100BAP10H/ DC100BAP10H</b>	Fuelchief DC(D)100 Basic Plus Package – Piusi E120 100LPM high flow pump kit, Donaldson filter, 10m hose reel and auto shut-off nozzle
<b>DCD100BAP15H/ DC100BAP15H</b>	Fuelchief DC(D)100 Basic Plus Package – Piusi E120 100LPM high flow pump kit, Donaldson filter, 15m hose reel and auto shut-off nozzle
<b>DCD100BAPHT/ DC100BAPHT</b>	Fuelchief DC(D)100 Basic Plus Package – Piusi E120 100LPM high flow pump kit, Donaldson filter, 3m hose tower, 7m hose and auto shut-off nozzle





DCD150 Slimline Tank (NZ)  
DC150 Slimline Tank (AUS)

Part Number	What it includes
<b>DCD150BAP6M / DC150BAP6M</b>	Fuelchief DC(D)150 Basic Plus Package – Piusi E120 100LPM high flow pump kit, Donaldson filter, 6m hose and auto shut-off nozzle
<b>DCD150BAP10H/ DC150BAP10H</b>	Fuelchief DC(D)150 Basic Plus Package – Piusi E120 100LPM high flow pump kit, Donaldson filter, 10m hose reel and auto shut-off nozzle
<b>DCD150BAP15H/ DC150BAP15H</b>	Fuelchief DC(D)150 Basic Plus Package – Piusi E120 100LPM high flow pump kit, Donaldson filter, 15m hose reel and auto shut-off nozzle
<b>DCD150BAPHT/ DC150BAPHT</b>	Fuelchief DC(D)150 Basic Plus Package – Piusi E120 100LPM high flow pump kit, Donaldson filter, 3m hose tower, 7m hose and auto shut-off nozzle



DCD200 Slimline Tank (NZ)  
DC200 Slimline Tank (AUS)

Part Number	What it includes
<b>DCD200BAP6M/ DC200BAP6M</b>	Fuelchief DC(D)200 Basic Plus Package – Piusi E120 100LPM high flow pump kit, Donaldson filter, 6m hose and auto shut-off nozzle
<b>DCD200BAP10H/ DC200BAP10H</b>	Fuelchief DC(D)200 Basic Plus Package – Piusi E120 100LPM high flow pump kit, Donaldson filter, 10m hose reel and auto shut-off nozzle
<b>DCD200BAP15H/ DC200BAP15H</b>	Fuelchief DC(D)200 Basic Plus Package – Piusi E120 100LPM high flow pump kit, Donaldson filter, 15m hose reel and auto shut-off nozzle
<b>DCD200BAPHT/ DC200BAPHT</b>	Fuelchief DC(D)200 Basic Plus Package – Piusi E120 100LPM high flow pump kit, Donaldson filter, 3m hose tower, 7m hose and auto shut-off nozzle



DC370 Slimline Tank (AUS)

Part Number	What it includes
<b>DC370BAP6M</b>	Fuelchief DC370 Basic Plus Package – Piusi E120 100LPM high flow pump kit, Donaldson filter, 6m hose and auto shut-off nozzle
<b>DC370BAP10H</b>	Fuelchief DC370 Basic Plus Package – Piusi E120 100LPM high flow pump kit, Donaldson filter, 10m hose reel and auto shut-off nozzle
<b>DC370BAP15H</b>	Fuelchief DC370 Basic Plus Package – Piusi E120 100LPM high flow pump kit, Donaldson filter, 15m hose reel and auto shut-off nozzle
<b>DC370BAPHT</b>	Fuelchief DCD370 Basic Plus Package – Piusi E120 100LPM high flow pump kit, Donaldson filter, 3m hose tower, 7m hose and auto shut-off nozzle



DCD450 Slimline Tank (NZ)  
DC450 Slimline Tank (AUS)


Part Number	What it includes
<b>DCD450BAP6M/ DC450BAP6M</b>	Fuelchief DC(D)450 Basic Plus Package – Fuelchief DCD450 Basic Plus Package – Piusi E120 100LPM high flow pump kit, Donaldson filter, 6m hose and auto shut-off nozzle
<b>DCD450BAP10H/ DC450BAP10H</b>	Fuelchief DC(D)450 Basic Plus Package – Piusi E120 100LPM high flow pump kit, Donaldson filter, 10m hose reel and auto shut-off nozzle
<b>DCD450BAP15H/ DC450BAP15H</b>	Fuelchief DC(D)450 Basic Plus Package – Piusi E120 100LPM high flow pump kit, Donaldson filter, 15m hose reel and auto shut-off nozzle
<b>DCD450BAPHT/ DC450BAPHT</b>	Fuelchief DC(D)450 Basic Plus Package – Piusi E120 100LPM high flow pump kit, Donaldson filter, 3m hose tower, 7m hose and auto shut-off nozzle






## ECONOMY PACKAGE

The Economy Package is for the client who wants to keep a closer eye on monitoring his fuel down to the last litre. This tank package uses a PIN operated FMS to ensure security and monitoring. The user simply enters their PIN or keytag and once approved, allows re-fuelling to happen. There is also the option of entering vehicle registration and kilometres/miles if you wish. This is all set-up on the on-board memory that will store up to 255 transactions. The manager key provided with this package is used to download the transaction data and upload to the managers computer that has the correct monitoring software loaded onto, where fuel usage reports can be generated and presented to management. Our Economy Slimline Series packages are below:



DC25 Slimline Tank (AUS & NZ)

Part Number	What it includes
<b>DC25ECO4M</b>	Fuelchief DC25 Economy Package – Piusi MC70 bowser, Donaldson filter, PIN operated FMS, 4m hose and auto shut-off nozzle
<b>DC25ECO10H</b>	Fuelchief DC25 Economy Package – Piusi MC70 bowser, Donaldson filter, PIN operated FMS, 10m hosereel and auto shut-off nozzle
<b>DC25ECO15H</b>	Fuelchief DC25 Economy Package – Piusi MC70 bowser, Donaldson filter, PIN operated FMS, 15m hosereel and auto shut-off nozzle



DC50 Slimline Tank (AUS & NZ)

Part Number	What it includes
<b>DC50ECO4M</b>	Fuelchief DC50 Economy Package – Piusi MC70 bowser, Donaldson filter, PIN operated FMS, 4m hose and auto shut-off nozzle
<b>DC50ECO10H</b>	Fuelchief DC50 Economy Package – Piusi MC70 bowser, Donaldson filter, PIN operated FMS, 10m hosereel and auto shut-off nozzle
<b>DC50ECO15H</b>	Fuelchief DC50 Economy Package – Piusi MC70 bowser, Donaldson filter, PIN operated FMS, 15m hosereel and auto shut-off nozzle
<b>DC50ECOHT</b>	Fuelchief DC50 Economy Package – Piusi MC70 bowser, Donaldson filter, PIN operated FMS, 3m hose tower, 7m hose and auto shut-off nozzle



DCD100 Slimline Tank (AUS & NZ)  
DC100 Slimline Tank (AUS & NZ)


Part Number	What it includes
<b>DCD100ECO4M/ DC100ECO4M</b>	Fuelchief DC(D)100 Economy Package – Piusi MC70 bowser, Donaldson filter, PIN FMS, 4m hose and auto shut-off nozzle
<b>DCD100ECO10H/ DC100ECO10H</b>	Fuelchief DC(D)100 Economy Package – Piusi MC70 bowser, Donaldson filter, PIN FMS, 10m hosereel and auto shut-off nozzle
<b>DCD100ECO15H/ DC100ECO15H</b>	Fuelchief DC(D)100 Economy Package – Piusi MC70 bowser, Donaldson filter, PIN FMS, 15m hosereel and auto shut-off nozzle
<b>DCD100ECOHT/ DC100ECOHT</b>	Fuelchief DC(D)100 Economy Package – Piusi MC70 bowser, Donaldson filter, PIN operated FMS, 3m hose tower, 7m hose and auto shut-off nozzle





DCD150 Slimline Tank (NZ)  
DC150 Slimline Tank (AUS)

Part Number	What it includes
<b>DCD150ECO4M/ DC150ECO4M</b>	Fuelchief DC(D)150 Economy Package – Piusi MC70 bowser, Donaldson filter, PIN operated FMS, 4m hose and auto shut-off nozzle
<b>DCD150ECO10H/ DC150ECO10H</b>	Fuelchief DC(D)150 Economy Package – Piusi MC70 bowser, Donaldson filter, PIN operated FMS, 10m hose reel and auto shut-off nozzle
<b>DCD150ECO15H/ DC150ECO15H</b>	Fuelchief DC(D)150 Economy Package – Piusi MC70 bowser, Donaldson filter, PIN operated FMS, 15m hose reel and auto shut-off nozzle
<b>DCD150ECOHT/ DC150ECOHT</b>	Fuelchief DC(D)150 Economy Package – Piusi MC70 bowser, Donaldson filter, PIN operated FMS, 3m hose tower, 7m hose and auto shut-off nozzle



DCD200 Slimline Tank (NZ)  
DC200 Slimline Tank (AUS)

Part Number	What it includes
<b>DCD200ECO4M/ DC200ECO4M</b>	Fuelchief DC(D)200 Economy Package – Piusi MC70 bowser, Donaldson filter, PIN operated FMS, 6m hose and auto shut-off nozzle
<b>DCD200ECO10H/ DC200ECO10H</b>	Fuelchief DC(D)200 Economy Package – Piusi MC70 bowser, Donaldson filter, PIN operated FMS, 10m hose reel and auto shut-off nozzle
<b>DCD200ECO15H/ DC200ECO15H</b>	Fuelchief DC(D)200 Economy Package – Piusi MC70 bowser, Donaldson filter, PIN operated FMS, 15m hose reel and auto shut-off nozzle
<b>DCD200ECOHT/ D200ECOHT</b>	Fuelchief DC(D)200 Economy Package – Piusi MC70 bowser, Donaldson filter, PIN operated FMS, 3m hose tower, 7m hose and auto shut-off nozzle



DC370 Slimline Tank (AUS)

Part Number	What it includes
<b>DC370ECO4M</b>	Fuelchief DC370 Economy Package – Piusi MC70 bowser, Donaldson filter, PIN operated FMS, 4m hose and auto shut-off nozzle
<b>DC370ECO10H</b>	Fuelchief DC370 Economy Package – Piusi MC70 bowser, Donaldson filter, PIN FMS, 10m hose reel and auto shut-off nozzle
<b>DC370ECOP15H</b>	Fuelchief DC370 Economy Package – Piusi MC70 bowser, Donaldson filter, PIN FMS, 15m hose reel and auto shut-off nozzle
<b>DC370ECOHT</b>	Fuelchief DC370 Economy Package – Piusi MC70 bowser, Donaldson filter, PIN FMS, 3m hose tower, 7m hose and auto shut-off nozzle



DCD450 Slimline Tank (NZ)  
DC450 Slimline Tank (AUS)


Part Number	What it includes
<b>DCD450ECO4M/ DC450ECO4M</b>	Fuelchief DC(D)450 Economy Package – Piusi MC70 bowser, Donaldson filter, PIN FMS, 4m hose and auto shut-off nozzle
<b>DCD450ECO10H/ DC450ECO10H</b>	Fuelchief DC(D)450 Economy Package – Piusi MC70 bowser, Donaldson filter, PIN FMS system, 10m hose reel and auto shut-off nozzle
<b>DCD450ECO15H DC450ECO15H</b>	Fuelchief DC(D)450 Economy Package – Piusi MC70 bowser, Donaldson filter, PIN FMS system, 15m hose reel and auto shut-off nozzle
<b>DCD450ECOHT/ DC450ECOHT</b>	Fuelchief DC(D)450 Economy Package – Piusi MC70 bowser, Donaldson filter, PIN FMS system, 3m hose tower, 7m hose and auto shut-off nozzle





## BUSINESS PACKAGE

The Business Package is for those clients who are looking after a single site or a range of sites and a number of fleet vehicles; therefore working to eliminate downtime. The Business Package uses the smart Sapphire Lite FMS which allows for 250 users, is accessed by either a PIN or contactless tag and can store up to 4,000 transactions in the memory. The information that is captured in the Sapphire Lite FMS is then downloaded via a small USB device and transferred to any computer that is connected to the internet (no software is needed due to the cloud-based system). This method allows for quick tracking of vehicle/driver and stock reporting. Listed are the Business Slimline Series package options:




DC50 Slimline Tank (AUS & NZ)

Part Number	What it includes
<b>DC50BUS6M</b>	Fuelchief DC50 Business Package, Piusi E120 100LPM high flow pump kit, Sapphire Lite FMS, 6m hose and auto-shut off nozzle
<b>DC50BUS10M</b>	Fuelchief DC50 Business Package, Piusi E120 100LPM high flow pump kit, Sapphire Lite FMS, 10m hosereel and auto-shut off nozzle
<b>DC50BUS15H</b>	Fuelchief DC50 Business Package, Piusi E120 100LPM high flow pump kit, Sapphire Lite FMS, 15m hosereel and auto-shut off nozzle
<b>DC50BUSHT</b>	Fuelchief DC50 Business Package, Piusi E120 100LPM high flow pump kit, Sapphire Lite FMS, 3m hose tower, 7m hose and auto-shut off nozzle



DCD100 Slimline Tank (AUS & NZ)  
DC100 Slimline Tank (AUS & NZ)

Part Number	What it includes
<b>DCD100BUS6M/ DC100BUS6M</b>	Fuelchief DC(D)100 Business Package, Piusi E120 100LPM high flow pump kit, Sapphire Lite FMS, 6m hose and auto-shut off nozzle
<b>DCD100BUS10H/ DC100BUS10H</b>	Fuelchief DC(D)100 Business Package, Piusi E120 100LPM high flow pump kit, Sapphire Lite FMS, 10m hose reel and auto-shut off nozzle
<b>DCD100BUS15H/ DC100BUS15H</b>	Fuelchief DC(D)100 Business Package, Piusi E120 100LPM high flow pump kit, Sapphire Lite FMS, 15m hose reel and auto-shut off nozzle
<b>DCD100BUSHT/ DC100BUSHT</b>	Fuelchief DC(D)100 Business Package, Piusi E120 100LPM high flow pump kit, Sapphire Lite FMS, 3m hose tower, 7m hose and auto-shut off nozzle



DCD150 Slimline Tank (NZ)  
DC150 Slimline Tank (AUS)


Part Number	What it includes
<b>DCD150BUS6M/ DC150BUS6M</b>	Fuelchief DC(D)150 Business Package, Piusi E120 100LPM high flow pump kit, Sapphire Lite FMS, 6m hose and auto-shut off nozzle
<b>DCD150BUS10H/ DC150BUS10H</b>	Fuelchief DC(D)150 Business Package, Piusi E120 100LPM high flow pump kit, Sapphire Lite FMS, 10m hose reel and auto-shut off nozzle
<b>DCD150BUS15H DC150BUS15H</b>	Fuelchief DC(D)150 Business Package, Piusi E120 100LPM high flow pump kit, Sapphire Lite FMS, 15m hose reel and auto-shut off nozzle
<b>DCD150BUSHT/ DC150BUSHT</b>	Fuelchief DC(D)150 Business Package, Piusi E120 100LPM high flow pump kit, Sapphire Lite FMS, 3m hose tower, 7m hose and auto-shut off nozzle





DCD200 Slimline Tank (NZ)  
DC200 Slimline Tank (AUS)

Part Number	What it includes
<b>DCD200BUS6M/ DC200BUS6M</b>	Fuelchief DC(D)200 Business Package, Piusi E120 100LPM high flow pump kit, Sapphire Lite FMS, 6m hose and auto-shut off nozzle
<b>DCD200BUS10H/ DC200BUS10H</b>	Fuelchief DC(D)200 Business Package, Piusi E120 100LPM high flow pump kit, Sapphire Lite FMS, 10m hose reel and auto-shut off nozzle
<b>DCD200BUS15H/ DC200BUS15H</b>	Fuelchief DC(D)200 Business Package, Piusi E120 100LPM high flow pump kit, Sapphire Lite FMS, 15m hose reel and auto-shut off nozzle
<b>DCD200BUSHT/ DC200BUSHT</b>	Fuelchief DC(D)200 Business Package, Piusi E120 100LPM high flow pump kit, Sapphire Lite FMS, 3m hose tower, 7m hose and auto-shut off nozzle



DC370 Slimline Tank (AUS)


Part Number	What it includes
<b>DC370BUS6M</b>	Fuelchief DC370 Business Package, Piusi E120 100LPM high flow pump kit, Sapphire Lite FMS, 6m hose and auto-shut off nozzle
<b>DC370BUS10H</b>	Fuelchief DC370 Business Package, Piusi E120 100LPM high flow pump kit, Sapphire Lite FMS, 10m hose reel and auto-shut off nozzle
<b>DC370BUS15H</b>	Fuelchief DC370 Business Package, Piusi E120 100LPM high flow pump kit, Sapphire Lite FMS, 15m hose reel and auto-shut off nozzle
<b>DC370BUSHT</b>	Fuelchief DC370 Business Package – Piusi E120 100LPM high flow pump kit, Sapphire Lite FMS, 3m hose tower, 7m hose and auto-shutoff nozzle



DCD450 Slimline Tank (NZ)  
DC450 Slimline Tank (AUS)


Part Number	What it includes
<b>DCD450BUS6M/ DC450BUS6M</b>	Fuelchief DC(D)450 Business Package, Piusi E120 100LPM high flow pump kit, Sapphire Lite FMS, 6m hose and auto-shut off nozzle
<b>DCD450BUS10H/ DC450BUS10H</b>	Fuelchief DC(D)450 Business Package, Piusi E120 100LPM high flow pump kit, Sapphire Lite FMS, 10m hose reel and auto-shut off nozzle
<b>DCD450BUS15H/ DC450BUS15H</b>	Fuelchief DC(D)450 Business Package, Piusi E120 100LPM high flow pump kit, Sapphire Lite FMS, 15m hose reel and auto-shut off nozzle
<b>DCD450BUSHT/ DC450BUSHT</b>	Fuelchief DC(D)450 Business Package, Piusi E120 100LPM high flow pump kit, Sapphire Lite FMS, 3m hose tower, 7m hose and auto-shut off nozzle





## INDUSTRY PACKAGE

The Industry package has all the features that the Business package offers however incorporates the Sapphire Online FMS. This is the premium option when it comes to monitoring your fuel with advanced real-time technology. This option is perfect if you have a fleet of vehicles on one site or across a number of sites and require accurate and real-time data in one place. This package includes users who may have vehicles which are re-fuelling at both a company yard tank and retail fuel outlets or Truckstops. The Sapphire Online FMS is easy to use, and you can utilise fuel cards already allocated within the company including existing user PINs. Other options are access via keytags; thus providing you with accurate, real-time reporting from any device that is connected to the internet. Our Industry Slimline Series packages are listed:



DC50 Slimline Tank (AUS & NZ)

Part Number	What it includes
DC50IND6M	Fuelchief DC50 Industry package with Piusi E120 100LPM high flow pump kit, Sapphire Online FMS, 6m hose and auto-shut off nozzle
DC50IND10H	Fuelchief DC50 Industry package with Piusi E120 100LPM high flow pump kit, Sapphire Online FMS, 10m hose reel and auto-shut off nozzle
DC50IND15H	Fuelchief DC50 Industry package with Piusi E120 100LPM high flow pump kit, Sapphire Online FMS, 15m hose reel and auto-shut off nozzle
DC50INDHT	Fuelchief DC50 Industry package with Piusi E120 100LPM high flow pump kit, Sapphire Online FMS, 3m hose tower, 7m hose and auto-shut off nozzle



DCD100 Slimline Tank (AUS & NZ)  
DC100 Slimline Tank (AUS & NZ)

Part Number	What it includes
DCD100IND6M/ DC100IND6M	Fuelchief DC(D)100 Industry package with Piusi E120 100LPM high flow pump kit, Sapphire Online FMS, 6m hose and auto-shut off nozzle
DCD100IND10H/ DC100IND10H	Fuelchief DC(D)100 Industry package with Piusi E120 100LPM high flow pump kit, Sapphire Online FMS, 10m hose reel and auto-shut off nozzle
DCD100IND15H/ DC100IND15H	Fuelchief DC(D)100 Industry package with Piusi E120 100LPM high flow pump kit, Sapphire Online FMS, 15m hose reel and auto-shut off nozzle
DCD100INDHT/ DC100INDHT	Fuelchief DC(D)100 Industry package with Piusi E120 100LPM high flow pump kit, Sapphire Online FMS, 3m hose tower, 7m hose and auto-shut off nozzle







DCD150 Slimline Tank (NZ)  
DC150 Slimline Tank (AUS)

Part Number	What it includes
<b>DCD150IND6M/ DC150IND6M/</b>	Fuelchief DC(D)150 Industry package with Piusi E120 100LPM high flow pump kit, Sapphire Online FMS, 6m hose and auto-shut off nozzle
<b>DCD150IND10H/ DC150IND10H</b>	Fuelchief DC(D)150 Industry package with Piusi E120 100LPM high flow pump kit, Sapphire Online FMS, 10m hose reel and auto-shut off nozzle
<b>DCD150IND15H/ DC150IND15H</b>	Fuelchief DC(D)150 Industry package with Piusi E120 100LPM high flow pump kit, Sapphire Online FMS, 15m hose reel and auto-shut off nozzle
<b>DCD150INDHT/ DC150INDHT</b>	Fuelchief DC(D)150 Industry package with Piusi E120 100LPM high flow pump kit, Sapphire Online FMS, 3m hose tower, 7m hose and auto-shut off nozzle



DCD200 Slimline Tank (NZ)  
DC200 Slimline Tank (AUS)

Part Number	What it includes
<b>DCD200IND6M/ DC200IND6M</b>	Fuelchief DC(D)200 Industry package with Piusi E120 100LPM high flow pump kit, Sapphire Online FMS, 6m hose and auto-shut off nozzle
<b>DCD200IND10H/ DC200IND10H</b>	Fuelchief DC(D)200 Industry package with Piusi E120 100LPM high flow pump kit, Sapphire Online FMS, 10m hose reel and auto-shut off nozzle
<b>DCD200IND15H/ DC200IND15H</b>	Fuelchief DC(D)200 Industry package with Piusi E120 100LPM high flow pump kit, Sapphire Online FMS, 15m hose reel and auto-shut off nozzle
<b>DCD200INDHT/ DC200INDHT</b>	Fuelchief DC(D)200 Industry package with Piusi E120 100LPM high flow pump kit, Sapphire Online FMS, 3m hose tower, 7m hose and auto-shut off nozzle



DC370 Slimline Tank (AUS)

Part Number	What it includes
<b>DC370IND6M</b>	Fuelchief DC370 Industry package with Piusi E120 100LPM high flow pump kit, Sapphire Online FMS, 6m hose and auto-shut off nozzle
<b>DC370IND10H</b>	Fuelchief DC370 Industry package with Piusi E120 100LPM high flow pump kit, Sapphire Online FMS, 10m hose reel and auto-shut off nozzle
<b>DC370IND15H</b>	Fuelchief DC370 Industry package with Piusi E120 100LPM high flow pump kit, Sapphire Online FMS, 15m hose reel and auto-shut off nozzle
<b>DC370INDHT</b>	Fuelchief DC370 Industry package with Piusi E120 100LPM high flow pump kit, Sapphire Online FMS, 3m hose tower, 7m hose and auto-shut off nozzle





DCD450 Slimline Tank (NZ)  
DC450 Slimline Tank (AUS)


Part Number	What it includes
<b>DCD450IND6M/ DC450IND6M</b>	Fuelchief DC(D)450 Industry package with Piusi E120 100LPM high flow pump kit, Sapphire Online FMS, 6m hose and auto-shut off nozzle
<b>DCD450IND10H/ DC450IND10H</b>	Fuelchief DC(D)450 Industry package with Piusi E120 100LPM high flow pump kit, Sapphire Online FMS, 10m hose reel and auto-shut off nozzle
<b>DCD450IND15H/ DC450IND15H</b>	Fuelchief DC(D)450 Industry package with Piusi E120 100LPM high flow pump kit, Sapphire Online FMS, 15m hose reel and auto-shut off nozzle
<b>DCD450INDHT/ DC450INDHT</b>	Fuelchief DC(D)450 Industry package with Piusi E120 100LPM high flow pump kit, Sapphire Online FMS, 3m hose tower, 7m hose and auto-shut off nozzle






## STAND-ALONE PACKAGE

The Stand-Alone package, as the name suggests is ideal for those clients who do not have a direct electric power source available. Examples are tanks placed in remote areas such as quarries, rural businesses or just areas where there isn't power available. This package utilises the reliable genuine Honda petrol powered pump unit. The Stand-Alone Slimline Series packages are listed below:



DC25 Slimline Tank (AUS & NZ)

Part Number	What it includes
DC25HON4M	Fuelchief Stand Alone Package - DC25 diesel tank with Honda motor and pump, mechanical flow meter and 6m hose and auto-shut off nozzle
DC25HON10H	Fuelchief Stand Alone Package - DC25 diesel tank with Honda motor and pump, mechanical flow meter and 10m hosereel and auto-shut off nozzle
DC25HON15H	Fuelchief Stand Alone Package - DC25 diesel tank with Honda motor and pump, mechanical flow meter and 15m hosereel and auto-shut off nozzle



DC50 Slimline Tank (AUS & NZ)


Part Number	What it includes
DC50HON6M	Fuelchief Stand Alone Package –DC50 diesel tank with Honda motor and pump, mechanical flow meter and 6m hose and auto-shut off nozzle
DC50HON10H	Fuelchief Stand Alone Package –DC50 diesel tank with Honda motor and pump, mechanical flow meter and 10m hosereel and auto-shut off nozzle
DC50HON15H	Fuelchief Stand Alone Package –DC50 diesel tank with Honda motor and pump, mechanical flow meter and 15m hosereel and auto-shut off nozzle
DC50HONHT	Fuelchief Stand Alone Package – DC50 diesel tank with Honda motor and pump, mechanical flow meter, 3m hose tower, 7m hose and auto-shut off nozzle



DCD100 Slimline Tank (AUS & NZ)  
DC100 Slimline Tank (AUS & NZ)

Part Number	What it includes
DCD100HON6M/ DC100HON6M	Fuelchief DC(D)100 Stand Alone Package –DC100 diesel tank with Honda motor and pump, mechanical flow meter and 6m hose and auto-shut off nozzle
DCD100HON10H/ DC100HON10H	Fuelchief DC(D)100 Stand Alone Package –DC100 diesel tank with Honda motor and pump, mechanical flow meter and 10m hosereel and auto-shut off nozzle
DCD100HON15H/ DC100HON15H	Fuelchief DC(D)100 Stand Alone Package –DC100 diesel tank with Honda motor and pump, mechanical flow meter and 15m hosereel and auto-shut off nozzle
DCD100HONHT / DC100HONHT	Fuelchief DC(D)100 Stand Alone Package –DC100 diesel tank with Honda motor and pump, mechanical flow meter, 3m hose tower, 7m hose and auto-shut off nozzle





DCD150 Slimline Tank (NZ)  
DC150 Slimline Tank (AUS)

Part Number	What it includes
<b>DCD150HON6M/ DC150HON6M</b>	Fuelchief DC(D)150 Stand Alone Package - DCD150 diesel tank with Honda motor and pump, mechanical flow meter and 6m hose and auto-shut off nozzle
<b>DCD150HON10H/ DC150HON10H</b>	Fuelchief DC(D)150 Stand Alone Package - DCD150 diesel tank with Honda motor and pump, mechanical flow meter and 10m hose reel and auto-shut off nozzle
<b>DCD150HON15H/ DC150HON15H</b>	Fuelchief DC(D)150 Stand Alone Package - DCD150 diesel tank with Honda motor and pump, mechanical flow meter and 15m hose reel and auto-shut off nozzle
<b>DCD150HONHT/ DC150HONHT</b>	Fuelchief DC(D)150 Stand Alone Package - DCD150 diesel tank with Honda motor and pump, mechanical flow meter, 3m hose tower, 7m hose and auto-shut off nozzle



DCD200 Slimline Tank (NZ)  
DC200 Slimline Tank (AUS)

Part Number	What it includes
<b>DCD200HON6M/ DC200HON6M</b>	Fuelchief DC(D)200 Stand Alone Package - Fuelchief DCD200 diesel tank with Honda motor and pump, mechanical flow meter and 6m hose and auto-shut off nozzle
<b>DCD200HON10H/ DC200HON10H</b>	Fuelchief DC(D)200 Stand Alone Package - Fuelchief DCD200 diesel tank with Honda motor and pump, mechanical flow meter and 10m hose reel and auto-shut off nozzle
<b>DCD200HON15H/ DC200HON15H</b>	Fuelchief DC(D)200 Stand Alone Package - Fuelchief DCD200 diesel tank with Honda motor and pump, mechanical flow meter and 15m hose reel and auto-shut off nozzle
<b>DCD200HONHT/ DC200HONHT</b>	Fuelchief DC(D)200 Stand Alone Package - Fuelchief DCD200 diesel tank with Honda motor and pump, mechanical flow meter, 3m hose tower, 7m hose and auto-shut off nozzle

